

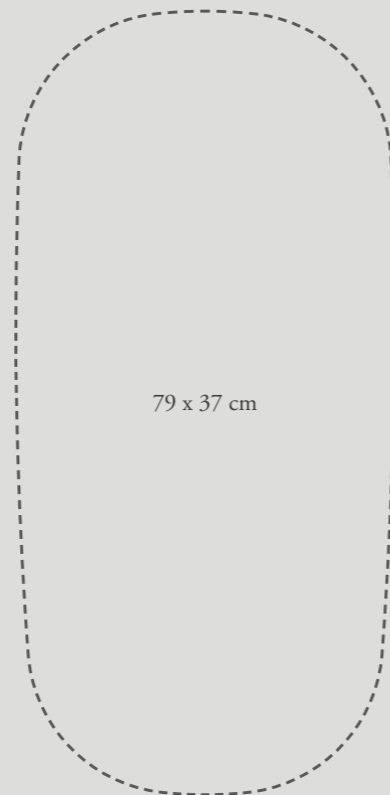
A newborn baby. Life begins.
The first trip ~~to~~ home, the first strolls,
the first incredible achievements.

There is
A STORY
inside

Witnessing these moments represents the essence
of our work and it gives profound meaning
to the responsibility that is entrusted to us.

That is why, everyday, we commit to providing
products and solutions that ensure the best
of the children's well-being, during their journey
to discovering the world.

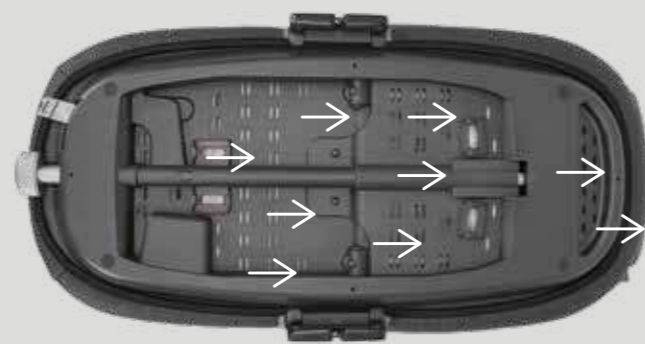
THE LARGE CARRYCOT OF BABY WELLNESS



79 x 37 cm

In the first months, the baby has to stay lying on the back, free to stretch, sleep and explore, without being restricted to tight spaces that limit movement and prevent muscle relaxation.

79 x 37 cm (Electa, Aptica and Aptica XT) are the generous internal dimensions of our carrycots, allowing the longest use time possible, even when the baby is in the winter footmuff or is wearing a padded romper suit.



Base with aeration control system, to regulate the flow of air and temperature inside the carrycot.



WELCOME PAD®, AN EXTRAORDINARY WELCOME

Welcome Pad® is a special ergonomic support designed in collaboration with a team of neonatal paediatricians to welcome your baby and accompany them during the first delicate months of life.

PAMPERED AND PROTECTED

The shape of the Welcome Pad® is designed to give the baby the envelopment and protection they need, especially in the first 7-9 weeks of life when it is advisable to reproduce conditions that mimic intrauterine conditions as closely as possible.



ALWAYS IN THE MOST CORRECT POSITION

Welcome Pad® promotes comfortable lying on the back and alignment of the spine; it helps the baby to breathe correctly.

SENSORY STIMULATION

The special arch quilting on the underside provides the baby with tactile experiences that are essential for gaining knowledge of themselves and their body structure.



AGAINST PLAGIOCEPHALY

The special shape of the disc where the babies rest their heads mitigates the risk of plagiocephaly, better known as Flathead Syndrome, and promotes the natural closure of the posterior fontanelle.

IT ADAPTS TO GROWTH

The adjustable anatomical cylinder gently accompanies the natural flexion of the baby's legs, promoting osteoskeletal muscle relaxation.

THERMAL COMFORT

Welcome Pad® controls the baby's temperature and perspiration thanks to its highly breathable, hypoallergenic and antibacterial bamboo fibre lining and 3D mesh coupled with foam padding. The 3D mesh bottom and 40 ventilation holes of the mattress favour air circulation and prevent moisture build-up.



MODULAR SYSTEMS & STROLLERS

| | |
|-------------------|----|
| Electa | 12 |
| Aptica | 30 |
| Aptica XT | 48 |
| Quid ² | 66 |

CAR SEATS

| | |
|---------------------------|----|
| Darwin Infant Recline | 74 |
| System Darwin 360° i-Size | 78 |
| Darwin Next Stage i-Size | 82 |

AT HOME & ON THE GO

| | |
|------------------|----|
| My Baby Bag | 88 |
| Winter Footmuffs | 90 |

ELECTA

A Star in the City



ELECTA

A Star in the City

The System Quattro ideal for city life. Thanks to its lightness and compactness, it can be taken everywhere, without ever neglecting the baby wellness.

1



CARRYCOT 0-9 Kg (6 M approx.)

2



STANDUP included



WELCOME PAD®
INSIDE

3



STROLLER 0-22 Kg (48 M approx.)



4



INFANT CAR SEAT
ECE R129/03 (40-75 CM)

Darwin 360°
i-Size car base

Darwin
Infant



INCREDIBLY LIGHTWEIGHT

Thanks to its low weight, it can be easily carried up and down stairs and on and off public transport, while holding the child in your arms.



SURPRISINGLY COMPACT

When closed, the chassis (or stroller) is the size of a travel trolley and can be conveniently stored in the luggage compartment of the smallest city car!

EXTRAORDINARILY MANOEUVRABLE

Thanks to a state-of-the-art chassis, Electa moves around all corners of the city with ease.

MARVELLOUSLY COMFORTABLE

Lightweight, compact and easy to use, yet ultra comfortable for baby. Electa is equipped with our large carrycot and Welcome Pad® to give your baby an extraordinary wellness. The stroller is spacious and has an extendable hood for maximum protection against the sun's rays.



Upper Black

SYSTEM QUATTRO



Car seat Darwin Infant and Darwin 360° i-Size car base approved according to the regulation ECE R129/03

OPTIONAL MATCHING BAGS



Dual Bag
AX52Q0UPB



Day Bag
AX50Q0UPB

System Quattro Darwin

AA52P0UPBUK + KV51Q0UPBUK

Car seat only (without base)

AV51P0UPBUK

Stroller only

AG50Q0UPBUK

Tribeca Green

SYSTEM QUATTRO



System Quattro Darwin
AA52P0TBGUK + KV51Q0TBGUK

Car seat only (without base)
AV51P0TBGUK



Car seat Darwin Infant and Darwin 360° i-Size car base
approved according to the regulation ECE R129/03



OPTIONAL MATCHING BAGS



Dual Bag
AX52Q0TBG



Day Bag
AX50Q0TBG

Greenwich Silver

SYSTEM QUATTRO



System Quattro Darwin
AA52P0GWSUK + KV51Q0GWSUK

Car seat only (without base)
AV51P0GWSUK



Car seat Darwin Infant and Darwin 360° i-Size car base
approved according to the regulation ECE R129/03

OPTIONAL MATCHING BAGS



Day Bag

AX50P0GWS



THE LEGENDARY ONE-HANDED CLOSURE AND OPENING OF INGLESINA

CLOSE



OPEN



CHASSIS



Iridio Black Chassis
AE50P0002

Total Black Chassis
AE50P0000

Silver Black Chassis
AE50P0005

WHAT'S INCLUDED IN THE SYSTEM QUATTRO ELECTA

- Carrycot
- Welcome Pad® and Mattress
- Rain cover for carrycot
- Darwin Infant ECE R129/03 car seat
- Darwin 360° i-Size car base - ECE R129/03
- Standup support for carrycot and Darwin Infant
- Stroller seat
- Full rain cover for stroller
- Footmuff for stroller
- Storage basket
- Cup holder
- Chassis



DIMENSIONS AND WEIGHTS



Complete pram (carrycot + Standup): 57 x 116 x 89 cm (w x h x d)
Stroller open: 50 x 107 x 83/96 cm (w x h x d)
Infant car seat weight: Darwin 4,75 kg

Standup: 56 x 53 x 70 cm (w x h x d)
Standup closed: 56 x 66,5 x 13 cm (w x h x d)
Standup weight: 1,9 kg

PRAM ACCESSORIES



Carrycot additional mattress
A091KB703



Pram mattress cover
A095KB703



Mosquito net for pram
A097KB000



Newborn Winter Footmuff for
carrycot and car seats.
Discover the colour range on page 90

STROLLER ACCESSORIES



Baby Snug Pad - Stroller adapter
A091KC005



Summer Cover for stroller
A095KG003



Stroller Winter Footmuff
Discover the colour range on page 90

CAR SEAT ACCESSORIES



Rain Cover for Infant car seat
A096FV600



Mosquito net for Infant car seat
A097KV000



Summer Cover for Darwin Infant car seat
A095KV703



Darwin 360° i-Size car base
for Darwin Infant, Darwin Infant Recline
and Darwin Next Stage i-Size (ECE R129/03)
AV04Q0000



New

APTICA

The Glam Crossover

APTICA

The Glam Crossover

The System Quattro with a distinct unmistakable style suitable for every day's life, affording exceptional comfort for your baby, extremely easy to use for parents and with impeccable design.

1



CARRYCOT 0-9 Kg (6 M approx.)

2



STANDUP included



WELCOME PAD®
INSIDE

3



STROLLER 0-22 Kg (48 M approx.)

4



Darwin
Infant
Recline

Darwin 360°
i-Size car base


INFANT CAR SEAT
ECE R129/03 (40-75 cm)




ELEGANT AND CUTTING-EDGE DESIGN

Aptica is designed for modern and sophisticated parents with active lives, looking for stylish, cutting-edge products that provide the ultimate wellness for their baby with their lifestyle.

Aptica is the ultimate glam crossover, a travel system perfect for every-day family life.



with Comfort Cover



without Comfort Cover



ALL SEASON SEAT

The seat is equipped with the Comfort Cover, a comfortable padded cover, which completely covers the backrest, to better protect the child from cold. In summer mode the seat, made of a double layer of breathable mesh, allows air to pass through, aiding the child's thermoregulation. The double structural mesh of the backrest ensures the correct posture of the child by supporting their back.

Velvet Grey

SYSTEM QUATTRO



Car seat Darwin Infant Recline and Darwin 360° i-Size car base approved according to the regulation ECE R129/03

OPTIONAL MATCHING BAGS



Dual Bag
AX62Q0VLG



Day Bag
AX60Q0VLG

System Quattro
Darwin Recline
AA69Q0VLGUK + KV62Q0VLGUK

Also available as System Duo
AA69Q0VLGUK + AE60Q0023

Car seat only
(without base)
AV62Q0VLG

Pashmina Beige

SYSTEM QUATTRO



Car seat Darwin Infant Recline and Darwin 360° i-Size car base approved according to the regulation ECE R129/03

OPTIONAL MATCHING BAGS



Dual Bag
AX62Q0PSB



Day Bag
AX60Q0PSB

System Quattro Darwin Recline
AA69Q0PSBUK + KV62Q0PSBUK

Also available as System Duo
AA69Q0PSBUK + AE60Q0023

Car seat only (without base)
AV62Q0PSB

Resort Blue

SYSTEM QUATTRO



Car seat Darwin Infant Recline and Darwin 360° i-Size car base approved according to the regulation ECE R129/03

OPTIONAL MATCHING BAGS



Dual Bag
AX62Q0RSB



Day Bag
AX60Q0RSB

System Quattro Darwin Recline
AA69Q0RSBUK + KV62Q0RSBUK

Also available as System Duo
AA69Q0RSBUK + AE60Q00

Car seat only (without base)
AV62Q0RSB



THE LEGENDARY ONE-HANDED CLOSURE AND OPENING OF INGLESINA

CLOSE



OPEN



CHASSIS



Litio/Nero Chassis
AE60Q0008

Palladio/Nero Chassis
AE60Q0023

WHAT'S INCLUDED IN THE SYSTEM QUATTRO APTICA

- Carrycot
- Welcome Pad® and Mattress
- Rain cover for carrycot
- Darwin Infant Recline ECE R129/03 car seat
- Darwin 360° i-Size car base - ECE R129/03
- Standup support for carrycot and Darwin Infant Recline
- Stroller seat "All Season"
- Full rain cover for stroller
- Footmuff for stroller
- Storage basket
- Cup holder
- Chassis



DIMENSIONS AND WEIGHTS



Complete pram (carrycot + Standup): 57 x 116 x 89 cm (w x h x d)
Stroller open: 51,5 x 109,5/110,5 x 83/98 cm (w x h x d)
Infant car seat weight: Cab 4,4 kg - Darwin 4,75 kg - Darwin Recline 5,75 kg

Standup: 56 x 53 x 70 cm (w x h x d)
Standup closed: 56 x 66,5 x 13 cm (w x h x d)
Standup weight: 1,9 kg

PRAM ACCESSORIES



Carrycot additional mattress
A091KB703



Mosquito net for pram
A097QB500



Newborn Winter Footmuff
for carrycot and car seats
Discover the colour range on page 90



Pram mattress cover
A095KB703

CAR SEAT ACCESSORIES



Summer Cover for Darwin Infant Recline car seat
A095QV723



Mosquito net for Infant car seat
A097KV000



Rain Cover for Infant car seat
A096FV600



Darwin 360° i-Size car base
for Darwin Infant, Darwin Infant Recline
and Darwin Next Stage i-Size (ECE R129/03)
AV04Q0000

STROLLER ACCESSORIES



Baby Snug Pad - Stroller adapter
A091KC005



Summer Cover for stroller
A095KG003



Stroller Winter Footmuff
Discover the colour range on page 90



Bags

APTICA XT

Adaptive Cruise



APTICA XT

Adaptive Cruise

The System Quattro for off-limits walks. Thanks to the exclusive Adaptive Cruise System, Aptica XT dynamically adapts to all terrains and to the child's growth.

1



CARRYCOT 0-9 Kg (6 M approx.)

2



STANDUP included



WELCOME PAD*
INSIDE

3



STROLLER 0-22 Kg (48 M approx.)

4



Darwin
Infant
Recline

Darwin 360°
i-Size car base

INFANT CAR SEAT
ECE R129/03 (40-75 cm)



**NEW
STROLLER
SEAT**
almost 1 kg less

ADAPTIVE CRUISE

The large wheels (diameter: front 215 mm; rear 290 mm) make it easy to tackle all terrains and overcome any obstacle.

The hard wearing tires, with their unique multi-layer construction, adapt to all surfaces and reduce vibrations and stress transmitted to the child and the handle by the roughness of the terrain.

The patented independent suspension adjustment system on each wheel ensures optimal comfort for the child in every phase of their growth.



Tires made in rubber with differentiated internal density layers

read?

Adjustable suspensions on all wheels SOFT and HARD




Front wheels



Rear wheels

HIGH PERFORMING

Easily tackle all terrains and overcome any obstacle with the Adaptive Cruise System.



Tuareg Beige

SYSTEM QUATTRO



Car seat Darwin Infant Recline and Darwin 360° i-Size car base approved according to the regulation ECE R129/03

OPTIONAL MATCHING BAGS



Day Bag
AX70Q0TRB



Adventure Bag
AX71Q0TRB

System Quattro
Darwin Recline
AA79Q0TRBUK + KV72Q0TRBUK

Also available as System Duo
AA79Q0TRBUK + AE70Q0000

Car seat only
(without base)
AV72Q0TRB

Magnet Grey

SYSTEM QUATTRO



Car seat Darwin Infant Recline and Darwin 360° i-Size car base approved according to the regulation ECE R129/03

OPTIONAL MATCHING BAGS



Day Bag
AX70Q0MGG



Adventure Bag
AX71Q0MGG

System Quattro Darwin Recline
AA79Q0MGGUK + KV72Q0MGGUK

Also available as System Duo
AA79Q0MGGUK + AE70Q0000

Car seat only (without base)
AV72Q0MGG

Taiga Green

SYSTEM QUATTRO



System Quattro
Darwin Recline
AA79Q0TGGUK + KV72Q0TGGUK

Also available as System Duo
AA79Q0TGGUK + AE70Q0000

Car seat only
(without base)
AV72Q0TGG



Car seat Darwin Infant Recline
and Darwin 360° i-Size car base
approved according to the regulation
ECE R129/03

OPTIONAL MATCHING BAGS



Day Bag
AX70Q0TGG



Adventure Bag
AX71Q0TGG



THE LEGENDARY ONE-HANDED CLOSURE AND OPENING OF INGLESINA

CLOSE



OPEN



CHASSIS



Total Black Chassis
AE70Q0000

WHAT'S INCLUDED IN THE SYSTEM QUATTRO APTICA XT

- Carrycot
- Welcome Pad® and Mattress
- Rain cover for carrycot
- Darwin Infant Recline ECE R129/03 car seat
- Darwin 360° i-Size car base - ECE R129/03
- Standup support for carrycot and Darwin Infant Recline
- Stroller seat
- Full rain cover for stroller
- Footmuff for stroller
- Storage basket
- Cup holder



DIMENSIONS AND WEIGHTS



Complete pram (carrycot + Standup): 57 x 116 x 89 cm (w x h x d)
Stroller open: 53 x 115,5 x 84/99 cm (w x h x d)
Infant car seat weight: Cab 4,4 kg - Darwin 4,75 kg - Darwin Recline 5,75 kg

Standup: 56 x 53 x 70 cm (w x h x d)
Standup closed: 56 x 66,5 x 13 cm (w x h x d)
Standup weight: 1,9 kg

PRAM ACCESSORIES



Carrycot additional mattress
A091KB703



Mosquito net for pram
A097QB500



Newborn Winter Footmuff
for carrycot and car seats
Discover the colour range on page 90



Pram mattress cover
A095KB703

CAR SEAT ACCESSORIES



Summer Cover for Darwin Infant Recline car seat
A095QV723



Mosquito net for Infant car seat
A097KV000



Rain Cover for Infant car seat
A096FV600



Darwin 360° i-Size car base
for Darwin Infant, Darwin Infant Recline
and Darwin Next Stage i-Size (ECE R129/03)
AV04Q0000

STROLLER ACCESSORIES



Baby Snug Pad - Stroller adapter
A091KC005



Summer Cover for stroller
A095KG003



Stroller Winter Footmuff
Discover the colour range on page 90



Bags



QUID²
Ready for Boarding



QUID²

Ready for Boarding

The ultra-compact, super light stroller ideal for travelling all around the world. By plane as well.


Suitable up to 22 Kg.

5,9 kg



Wheels with ball bearings and new front wheels suspensions.

ULTRA COMPACT
& extra light



Camel Beige

AG87P0CBEUK



Gecko Green

AG87P0GKGUK



THE LEGENDARY ONE-HANDED CLOSURE AND OPENING OF INGLESINA

CLOSE



OPEN



ACCESSORIES



Bags

Stroller Bag
A099LG870



Baby Snug Pad - Stroller Adapter
A091KC005



Summer Cover for stroller
A095KG003



Stroller Winter Footmuff
Discover the colour range on pag 90

DIMENSIONS AND WEIGHTS

Dimensions open: 46,5 x 103 x 76 cm (w x h x d)
Dimensions closed: 46,5 x 58 x 19 cm (w x h x d)
Weight: 5,9 kg

INCLUDED

- Stroller complete with hood
- Storage basket
- Bumper bar
- Rain Cover
- Carrying handle



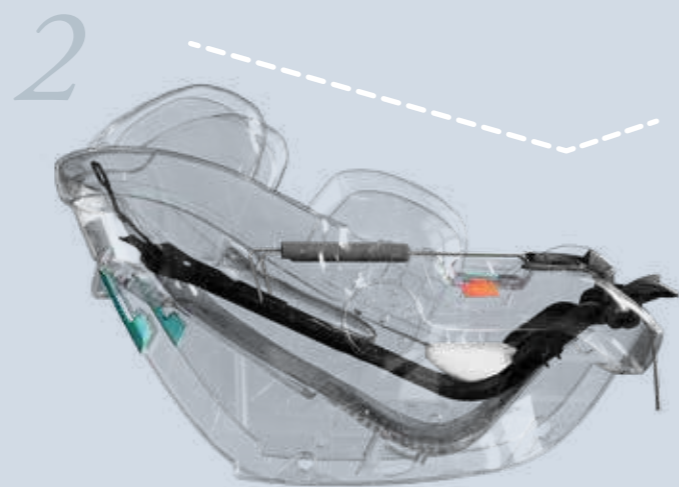
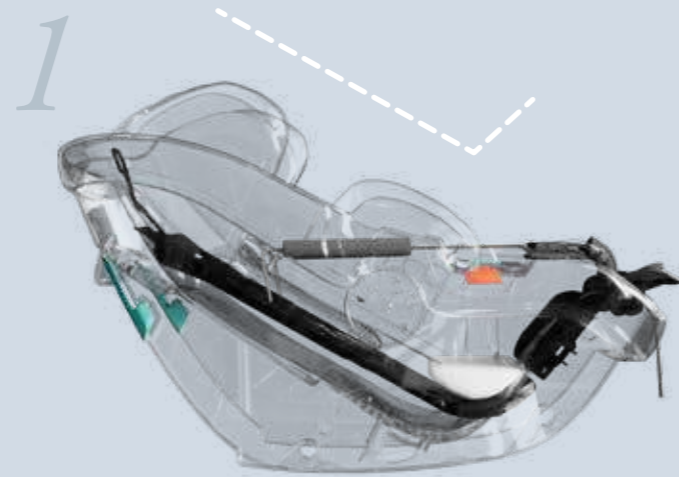
CAR SEATS

DARWIN INFANT RECLINE

The reclining car seat for safe and relaxed travel.

Infant car seat (40-75 cm) ECE R129/03

It can be reclined either when transported in the car, in combination with the Darwin 360° i-Size bases, or when attached to the chassis.



Darwin 360° i-Size base



The reclining mechanism lowers the backrest and extends the leg support, allowing the back and legs to be aligned in an almost fully supine position.

The innovative **I.S.A. (Integrated Shock Absorber)** technology absorbs and reduces the energy transmitted to the child in the event of a collision, thus ensuring maximum safety conditions even when supine.



Side Head Protection system equipped with inserts in expanded polyurethane for extra protection against side impact.

Height-adjustable headrest with central mechanism. The 3-point safety harness is incorporated into the headrest and is height-adjustable to grow at the same pace as your child.





OPTIONAL ACCESSORIES



Mosquito net for Infant car seat
A097KV000



Rain Cover for Infant car seat
A096FV600



Newborn Winter Footmuff for carrycot and car seats
Discover the colour range on page 90



Darwin 360° i-Size car base for Darwin Infant, Darwin Infant Recline and Darwin Next Stage i-Size (ECE R129/03)
AV04Q0000



Summer Cover for Darwin Infant Recline car seat
A095QV723

DIMENSIONS AND WEIGHTS

Internal width of backrest: 27 cm
Internal height of backrest: 51 cm
Internal width of seat: 24 cm
External car seat dimensions: 42 x 60 x 64 cm (w x h x d)
Weight: 5,75 Kg

POSITION IN THE CAR

It can be positioned inside the car only rearward facing, on the rear seats or on the front seat only if the airbag has been disabled. It can be installed in the car on its own using the 3-point car safety belts, with the Darwin i-Size base or Darwin 360° i-Size base.

SYSTEM DARWIN 360° i-Size

The new car system with just one rotating base for two car seats.

Rotating car base approved according to the ECE R129/03 regulation.



It can be used in combination with:
- Darwin Infant Recline
- Darwin Next Stage i-Size.

i-Size ROTATING CAR BASE

DARWIN 360° i-Size car base
AV04Q0000

The rotation mechanism allows the car seat to be easily turned towards the door, making it easier to place and remove the child from the car seat.

It ensures a solid connection to the car seat. It significantly reduces the risk of incorrect installation of the seat in the car (thanks to the correct anchoring indicators).

DARWIN INFANT RECLINE

Darwin Infant Recline (40-75cm) ECE R129/03

Rearward facing from 40 to 75 cm
(approximately from birth to 12 months).



DARWIN NEXT STAGE i-Size

Darwin Next Stage i-Size ECE R129/03

Forward facing after the child is 15 months old, approximately from 76 - 105 cm tall .
Rearward facing from 40 to 105 cm and at least until the child is 15 months old, namely up to 75 cm tall.





DARWIN NEXT STAGE i-Size

The next stage car seat.

i-Size car seat (40-105 cm) ECE R129/03

Continuous car seat, combined with the Darwin 360° i-Size base.
Approved according to the ECE R129/03 regulation, suitable from 40 cm (from birth) until the child is 105 cm tall (about 4 years old).
To be positioned rearward facing for use until the child is about 15 months and forward facing thereafter.



Rearward facing from 40 to 105 cm and at least until the child is 15 months old, namely up to 75 cm tall.



Forward facing after the child is 15 months old, approximately from 76 - 105 cm tall.

Darwin Next Stage i-Size is the car seat that can be used with the same base as the standard seat (Darwin 360° base), completing the car system, from 0 until the child is 4 years old, without the need for another car seat.

Combined with the Darwin 360° i-Size base, it includes all the advantages of rotation. It can also be used as an alternative to the standard car seat, should the latter be used in another car.

CAN BE RECLINED TO 4 POSITIONS



The generous dimensions and the tilt angle guarantee the child an ideal posture. Can be reclined to 4 positions for a guaranteed comfortable and relaxing journey.



The headrest can be adjusted to 5 positions via a central control, and is integrated with the harness system to easily adapt to the growth of your child.

DIMENSIONS AND WEIGHTS

Internal width of backrest: 30 cm
Internal height of backrest: 55 cm
Internal width of seat: 25 cm
External car seat dimensions: 42,5 x 46,6 x 71,5 cm (w x h x d)
Weight: 6,9 Kg
Darwin i-Size base dimensions: 32 x 33 x 64 cm (w x h x d)
Darwin 360° i-Size base dimensions: 62 x 42 x 25 cm (w x h x d)

POSITION IN THE CAR

Rearward facing from 40 to 105 cm and at least until the child is 15 months old, namely up to 75 cm tall. Forward facing after the child is 15 months old, from 76-105 cm tall.

Stone Grey

AV78Q0STG



Moon Grey

AV78Q0MOG



Vulcan Black

AV78Q0VLB





AT HOME
& ON THE GO

MY BABY BAG

Their whole world at your fingertips.

The large, multi-functional bag for keeping everything within reach. An invaluable accessory when travelling with the baby. Spacious, sturdy and equipped with thermal pocket and numerous compartments, it can carry everything carefully organised, so that it can be found quickly.



Dimensions: 48 x 32 x 16 cm
(w x h x d)



Blue
AX90N0BLU



Grafite
AX90N0GRA



Black
AX90N0BLK

WINTER FOOTMUFFS

Warm and cozy walks.

They accompany your baby during winter strolls, keeping them warm and perfectly protected. They are available in Newborn version, ideal for pram and Infant car seat, and in Stroller version, for use with pushchairs.



External water-resistant fabric with reflective material profile to make evening strolls safer.

Soft, warm fabric lining.



Very comfortable and functional, with practical zip that can be opened both from the top and from the bottom of the feet.

NEWBORN WINTER FOOTMUFFS

Dimensions: 77 x 42 cm (length x width)



Desert Beige
A099P2DSB



Stone Grey
A099P2STG



Forest Green
A099P2FRG



Midnight Blue
A099P2MDB



Vulcan Black
A099P2VLB



Iceberg Grey
A099P2IBG

STROLLER WINTER FOOTMUFFS

Dimensions: 95 x 47 cm (length x width)



Desert Beige
A099P1DSB



Stone Grey
A099P1STG



Forest Green
A099P1FRG



Midnight Blue
A099P1MDB



Vulcan Black
A099P1VLB



Iceberg Grey
A099P1IBG



Inglesina

L'Inglesina Baby S.p.A. reserves the right to make, at any time and without notice, any changes it deems necessary in order to improve the products illustrated in this catalogue. The colours of the products and the setting images shown in the catalogue are to be considered as indicative. It is advisable to read carefully the instruction manual for the correct use of the products.

L'Inglesina Baby S.p.A.
inglesina.uk



Printed 02/23